



Light of Christ Award

About the Emblem

The purpose is to help the Cub Scout develop a personal relationship with Jesus. With the parents' active assistance and participation in this program, it is hoped that the Cub will come to see Jesus as a real person and his friend.

Program Objectives


- To support the role of the parents as the primary catechists of their children.
- To have the Scout identify Jesus as a real person and as his friend.
- To foster early family religious involvement.
- To be a stepping stone toward Parvuli Dei and the other religious emblems, when the parents are involved.
- To serve as a catalyst to draw the parents into a deeper involvement with the church, through the child.

Eligibility

Registered 6 and 7 year old (Tiger or Wolf) Cub Scout of Catholic Faith.

Requirements

Each Cub have his own Activity Book (*Light of Christ Activity Book*, Publication Date: 2003). The book is designed for the Cub and his parent or guardian to work together. Diocesan and BSA Youth Protection policies *must* be followed.



Getting Started

- Emblem Books may be obtained most economically and quickly from your local BSA Council Service Center Scout Shops. Alternatively, they can be obtained directly from BSA Supply at "<http://www.scoutstuff.org>".
- Although the book could be completed in four to six hours, the goal of earning a religious emblem is to help the Cub develop a personal relationship with Jesus, so it is suggested that steps be spread over several weeks. This will help the Cub understand that this is a long-term commitment, not a one-time project.

Scout's Role

- Actively work on the activities with his parents or guardians.
- Keep the Religious Emblems Coordinator informed of his progress.

Parent's Role

- Actively work on the activities with their son. He may need your help with Bible readings and getting information.
- Keep the Religious Emblems Coordinator informed of the Cub's progress.

Program Completion

- When the Cub completes all steps, he is to present the book to his parish priest or the priest's representative and the book is reviewed with the Cub.
- After the pastor or his representative signs the book, the application form, and check for the medal are turned into the Religious Emblems Coordinator
- Or if you do not have a Religious Emblems Coordinator then contact the Office for Youth & Young Adult Ministry upon completion.
- They are your contact for further instructions on how to obtain the religious emblem. They will order the emblem and let you know the details about the emblem presentation.
- Scouts who earn this Religious Emblem are also entitled to wear a BSA Religious Knot over their left pocket.
- Knots are not presented with the Religious Emblems, then they can be purchased at your local BSA Council Service Center Scout Shop with proof that the scout received the emblem.



PARVULI DEI



Parvuli Dei Award

About the Emblem

The purpose of the Parvuli Dei (Children of God) emblem is to help young boys explore a wide range of activities in order to discover the presence of God in their daily lives as members of their families and parishes, and also to develop a good, positive self-image through the contributions they can make to the group or community.

Program Objectives


- To help the Scout of his age develop an awareness of God's love for each one of His special, unique created beings.
- To help the Scout become aware and understand his identity as an important member of his family, his community, and as a member of the Family of God.
- To continue to develop an awareness as members of the parish and the Body of Christ.
- To aid the Scout in his awareness of the responsibilities that grow out of God's love for us.

Eligibility

Registered 8 to 10 year old (Bear or Webelos) of Catholic Faith.

Requirements

- Each Cub have his own Activity Book (*Parvuli Dei Activity Book*, Publication Date: 2003).
- The book is designed for the Cub and his parent or guardian to work together.
- The Cub will be required to make a banner as part of the requirements.
- Diocesan and BSA Youth Protection policies *must* be followed.



Getting Started

- Emblem Books may be obtained most economically and quickly from your local BSA Council Service Center Scout Shops. Alternatively, they can be obtained directly from BSA Supply at "<http://www.scoutstuff.org>".
- Although the book could be completed in four to six hours, the goal of earning a religious emblem is to help the Cub develop a personal relationship with Jesus, so it is suggested that steps be spread over several weeks. This will help the Cub understand that this is a long-term commitment, not a one-time project.

Scout's Role

- Actively work on the activities with his parents or guardians.
- Keep the Religious Emblems Coordinator informed of his progress.

Parent's Role

- Actively work on the activities with their son. He may need your help with Bible readings and getting information.
- Keep the Religious Emblems Coordinator informed of the Cub's progress.

Program Completion

- When the Cub completes all steps, he is to present the book to his parish priest or the priest's representative and the book is reviewed with the Cub.
- After the pastor or his representative signs the book, the application form, and check for the medal are turned into the Religious Emblems Coordinator
- Or if you do not have a Religious Emblems Coordinator then contact the Office for Youth & Young Adult Ministry upon completion.
- They are your contact for further instructions on how to obtain the religious emblem. They will order the emblem and let you know the details about the emblem presentation.
- Scouts who earn this Religious Emblem are also entitled to wear a BSA Religious Knot over their left pocket.
- Knots are not presented with the Religious Emblems, then they can be purchased at your local BSA Council Service Center Scout Shop with proof that the scout received the emblem.





Ad Altare Dei Award

About the Emblem

The purpose of the Ad Altare Dei (to the altar of God) program is to help Catholic Youth of the Roman Rite develop a fully Christian way of life in the faith community. The program is organized in chapters based on the seven sacraments. The seven Sacraments are a primary means toward spiritual growth.

Program Objectives

The most important aspect of the program is that the Scout grows in his spiritual experience of his relationship to God and the church.

Eligibility

- Any youth of the Roman Catholic Faith who is registered in a BSA Troop or Crew.
- Designed for youth 13-14 years old, older youth may use this program.
- Active member of a unit for 6 months.
- Completed 6th grade before starting the program.

Requirements

- Each Scout must have his own Activity Book (*Ad Altare Dei Youth Manual*, Publication Date: 2014, or *Ad Altare Dei Youth Manual Electronic Version* depending on the class structure chosen by the counselor). ---The manual is designed for the youth to work on with the guidance of a counselor.
- The program is designed to be completed in 6-8 months.
- The use of a Catholic Bible is required for this program. You will need to have one to use.
- Regular participation in Sunday worship.
- Diocesan and BSA Youth Protection policies *must* be followed.
- Complete the requirements in the Ad Altare Dei Scout Manual.
- Successfully complete an Ad Altare Dei Board of Review.
- A trained religious emblems coordinator/counselor/moderator is required to work on religious emblems.



Getting Started


- Printed Emblem Manuals may be obtained from your local BSA Council Service Center Scout Shops. Alternatively, they can be obtained directly from BSA Supply at <https://www.scoutshop.org> or at <https://www.nccs-bsa.org/store/>. The *Ad Altare Dei Youth Manual Electronic Version* is only available at <https://www.nccs-bsa.org/store/>
- Identify a counselor.
 - Complete the application to begin working on the Emblem program. The application is in the Ad Altare Dei Emblem book. The approval application must be signed by the applicant, parent, counselor, Troop leader, and pastor.
 - Emblem Books may be obtained most economically and quickly from your local BSA Council Service Center Scout Shops. Alternatively, they can be obtained directly from BSA Supply at "<http://www.scoutstuff.org>".

Responsibility for Scouting Youth

- Attend all meetings. Actively work on the activities.
- All journal entries, reports, and written work should be legible and neat.
- Work through the Ad Altare Dei Scout Manual with your counselor using a Bible where appropriate.
- There are three parts to each step. When all parts of a step are completed, review the Emblem book with the counselor.
- Be prepared to share experiences at the Board of Review.
- Attend a retreat or Day of Recollection while working on the AAD program.
- Keep the Religious Emblems Coordinator informed of his progress.



Ad Altare Dei Award



Counselor's Role

- The counselor has the option of using either the printed youth manual or the electronic version.
- Counselors for the Ad Altare Dei emblem should be approved in advance by their pastors and the Scout Chaplain or Catholic Committee in Scouting.
- All religious Emblem Counselors and Facilitators must have current BSA Youth Protection and Local Diocese Youth Protection training.
- Use the AAD Counselor Guide.
- Counsel the participants when required, and in general facilitate (keep moving and on track) the general discussion.
- Hold all scheduled meetings.
- The youths Emblem book is to be examined as the Scout proceeds through each step of the program. The counselor will sign and date the certification of completion for the step. Spiritual growth should be evident when progressing from step to step.
- Keep the Religious Emblems Coordinator informed of the youth's progress.
- Virtual meetings need to follow the two deep leadership rules of safe Scouting.
- After all sections have been completed, The Scout will sit before the Board of Review.
- After Board of Review has been successfully completed, the counselor should contact the [Diocesan Catholic Committee on Scouting](#) for further direction concerning presentation instructions.
- Scouts who earn this Religious Emblem are also entitled to wear a BSA Religious Knot over their left pocket. Knots are not presented with the Religious Emblems, then they can be purchased at your local BSA Council Service Center Scout Shop with proof that the scout received the emblem.
- Earning the Ad Altare Dei Award completes one of the requirements needed to apply for the [Emmett J Doerr Memorial Scout Scholarship](#).

Presentation

- The first rule in preparing recognition ceremonies is to keep them simple but impressive. The second is to remember that the ceremony is for the youth. Many Dioceses present their religious emblems in their Diocesan Cathedral, either in the context of a liturgy or a prayer service. The key is to make it special and memorable.
- The religious knot should be presented at a Troop Court of Honor. However, it can be presented along with the Emblem.





Pope Pius XII Award

About the Emblem


Pope Pius XII is Catholic Scouting's church-related ministries and vocation program. The program deals with different life choices (single, married, religious, ordained), occupations and ministries in the church as calls from God. It includes youth led discussions on current issues facing the church and society, which are normally included as part of a Pius XII retreat or day of recollection.

Eligibility

- Registered Venturers, Sea Scouts, and Scouts of Catholic Faith, regardless of gender.
- Designed for age 15-16 year old, but all registered Venturers and Sea Scouts before their 21st birthday and all registered Boy Scouts (in high school) before their 18th birthday.

Requirements

- Each Venture Crew Member and Scout must have their own Activity Book (*Pope Pius XII Religious Emblem Participant Manual*, Publication Date: 2017). These manuals are available only online from the NCCS Website. Use URL: <https://www.nccs-bsa.org/store/shop/>. The program should be run by the candidates themselves, the adult serves as a Moderator
- Ideal group size is 4-12, but the course may be run with smaller groups.
- A number of interviews and an investigation of a controversial issue facing the church or society are integral to the program.
- A retreat experience, ideally centered on the Pius XII program itself and a ministries service project are required.
- The program is designed to be completed in 9-12 sessions. As the youth are older, two hour sessions seem to work well, and flexibility is often required in scheduling sessions and interview feed back's.
- Successfully complete a Pope Pius XII Board of Review.
- Diocesan and BSA Youth Protection policies *must* be followed.
- A trained religious emblems coordinator/counselor/moderator is required to work on religious emblems.



Getting Started

- Identify a counselor.
- After you have selected your counselor, you must complete the application to begin working on the Emblem program. The application is in the Pope Pius XII Emblem book. The approval application must be signed by the applicant, parent, counselor, Unit leader, and pastor.
- Again, Participant Manuals are available only online from the NCCS Website at URL: <https://www.nccs-bsa.org/index.php/order-forms-and-literature>

Scout's Role

- Attend the sessions and as a Venturer/Sea Scout/Scout, the candidate is expected to actively share in group discussions and complete all interviews and activities.meetings.
- Actively work on the activities. All journal entries, reports, and written work should be legible and neat.
- Be prepared to share experiences at the Board of Review.
- Keep the Religious Emblems Coordinator informed of his progress.



Pope Pius XII Award



Facilitator's Role

- Counselors for the Pope Pius XII emblem should be approved in advance by their pastors and Scout Chaplain or Catholic Committee in Scouting.
- The *Pope Pius XII Religious Emblem Facilitator Manual* (Publication Date: 2017) is an integral part of this program and contains the necessary resources for anyone. Facilitator Manuals may be obtained only directly from NCCS Website at <https://www.nccs-bsa.org/index.php/order-forms-and-literature>".
- All Religious Emblem Facilitators must have current BSA Youth Protection Training. A Emblems Counselor must have Local Diocese Youth Protection training.
- Form the group
- Act as Facilitator, not group leaders
- Help the candidate focus on essential elements and important issues
- Keep the Religious Emblems Coordinator informed of the youth's progress.

Program Completion

- After all sections have been completed, the counselor will schedule the Pope Pius XII Board of Review.
 - The Scout will sit before the Board of Review.
 - After Board of Review has been successfully completed, the counselor should contact the [Diocesan Catholic Committee on Scouting](#) for further direction concerning presentation instructions.
- Scouts who earn this Religious Emblem are also entitled to wear a BSA Religious Knot over their left pocket. Knots are not presented with the Religious Emblems, they can be purchased at your local BSA Council Service Center Scout Shop with proof that the scout received the emblem.
- [Candidates](#) and [moderator](#) are asked to complete the paper or [on-line survey](#) to give us feedback about the program.
 - Earning the Ad Altare Dei Award completes one of the requirements needed to apply for the [Emmett J Doerr Memorial Scout Scholarship](#).

Presentation

- The first rule in preparing recognition ceremonies is to keep them simple but impressive. The second is to remember that the ceremony is for the youth. Many Dioceses present their religious emblems in their Diocesan Cathedral, either in the context of a liturgy or a prayer service. The key is to make it special and memorable.
- The religious knot should be presented at a Troop Court of Honor. However, it can be presented along with the Emblem.

